

How to create Salesforce Custom domain – Salesforce my domain

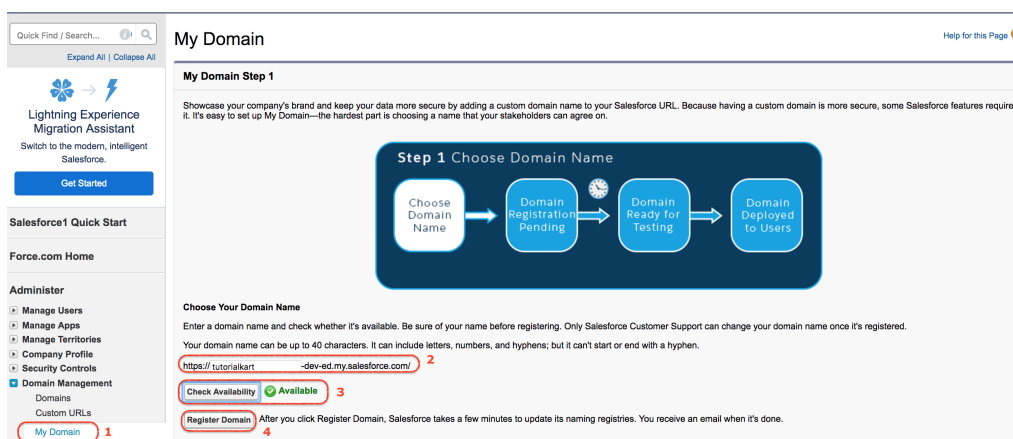
Salesforce Custom domain or **Salesforce my Domain** must be enabled to use lightning components in Salesforce.com. In this [Salesforce tutorial](#), we learn how to enable My domain in Salesforce and setting up required Salesforce Custom domain Settings.

Salesforce Custom domain is a security measure and it prevent malicious attacks from hackers. Custom domain URI will be like <https://yourDomain.my.salesforce.com>. Now we are going to create custom domain called <https://tutorialkart-dev-ed.my.salesforce.com>. Here tutorialkart is my website address. So i wish to create custom domain with my website name. Check how to create custom Salesforce domain.

[Enabling Salesforce Custom domain – Salesforce my domain.](#)

To enable *Salesforce my domain* navigate to [Administer | Domain Management | My Domain](#).

- Click on My Domain.



- Enter your custom name in the URI and check the availability whether it is available or not.
- Now click on register domain button.
- It takes about 3 to 4 minutes to get registration.

My Domain Settings Save Cancel

Login Policy Prevent login from https://login.salesforce.com i

Redirect Policy Page requests that don't use the new domain name, such as old bookmarks using the instance name, are

- Redirected to the same page within the domain
- Redirected with a warning to the same page within the domain
- Not redirected (Recommended)

Your domain name is https:// -dev-ed.my.salesforce.com/

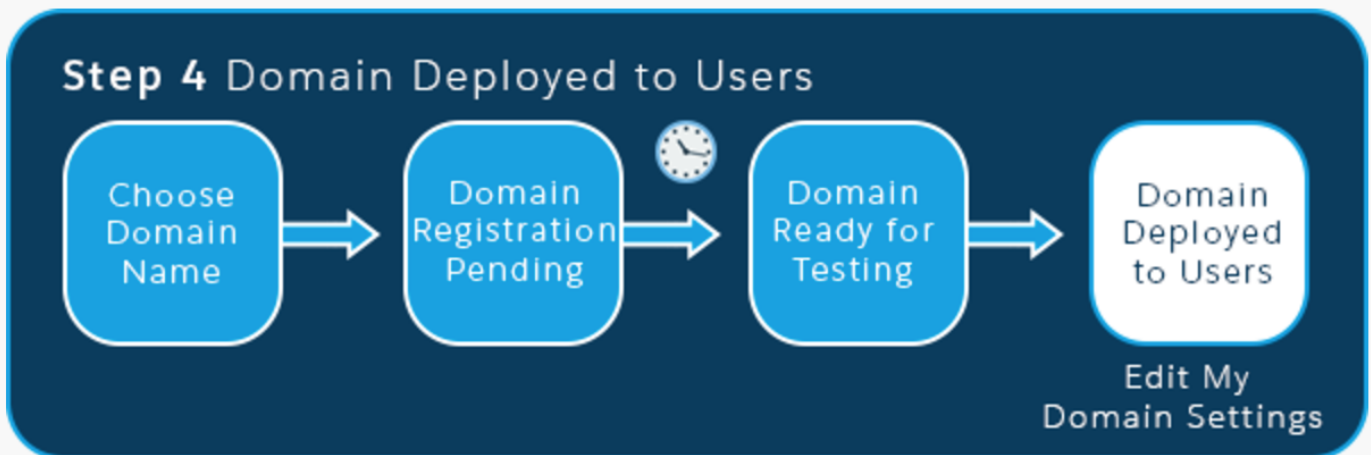
Save Cancel

- Make a few changes in my domain settings and click on Save button.

When things get completed, you will get an email notification that your developer edition domain is ready to test. Click on the link in the email and enter your username and password.

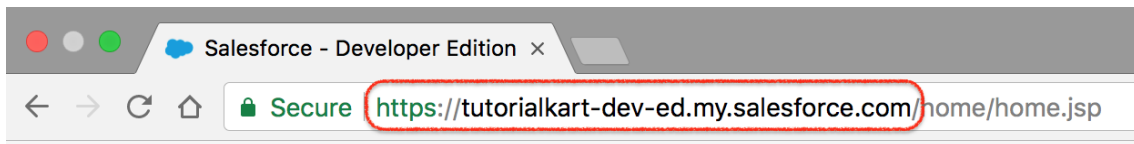
My Domain Step 4

Showcase your company's brand and keep your data more secure by adding a custom domain name to your Salesforce URL. Because having a custom domain is more secure, some Salesforce features require it. It's easy to set up My Domain—the hardest part is choosing a name that your stakeholders can agree on.



Your domain name is **tutorialkart-dev-ed.my.salesforce.com**

As shown above, we have created custom domain called https://**tutorialkart-dev-ed.my.salesforce.com** successfully.



Benefits of setting up a Salesforce Custom domain.

1. We can create our own custom url with custom name.
2. We can brand salesforce login page screen and customize content.
3. We can set custom login policies.
4. Using custom domain, salesforce user can login through facebook and google account.

Rules to follow before enabling Salesforce mydomain.

1. We can't use www, salesforce, heroku keywords in the Salesforce custom domain registration.
2. We can't start the domain name with root, status and a hyphen.

Conclusion : In our upcoming Salesforce tutorial, we will learn about what is lightning component, how can we create some Salesforce lightning components and Salesforce lightning Design system (SLDS) CSS frameworks in lightning components.

Home : Salesforce Admin Tutorials

↳ [Salesforce Administration](#)

Section 1 : Getting Started

↳ [What is Salesforce.com](#)

↳ [What is login.Salesforce.com](#)

↳ [Enabling Caching and Automcomplete at Salesforce login](#)

↳ [Overview of ERP and CRM](#)

↳ [What is Cloud Computing](#)

↳ [Why Salesforce CRM is #1 on Demand](#)

Section 2 : Designing your Data Model

Section 3 : Building your Data Model

↳ [Understanding Salesforce.com application](#)

↳ [How to create an App in SFDC?](#)

↳ [How to create custom object in SFDC](#)

↳ [Creating fields using different field types in Salesforce.com](#)

↳ [Overview on Salesforce Object Relationships](#)

↳ [How to create Master Detail relationship in SFDC?](#)

↳ [Cannot create Master Detail Relationship?](#)

↳ [How to create Lookup relationship in salesforce.com?](#)

↳ How to create Many to Many Relationship in Salesforce?

↳ What is Schema Builder

Section 4 : Implementing Business Logics

↳ What is a Formula Field?

↳ What are Cross Object Formulas?

↳ What are Validation Rules?

↳ Roll up Summary Fields

↳ Field Dependencies

Section 5 : Setting up User Interface

↳ Page Types and Page Elements

↳ What are page Layouts?

↳ Home page layouts and components

↳ Why Documents are used in Salesforce

↳ List Views

Section 6 : Customizing Standard Salesforce Application

↳ How to Customise Standard Salesforce application

Section 7 : Salesforce Security Model

↳ Overview on Salesforce security Model

↳ How to create New Users in SFDC?

↳ What is SAML?

↳ Public groups in Salesforce

↳ Role Hierarchies in Salesforce.com

↳ How to create and manage Profiles

↳ What is Field Level Security?

↳ How to use Permission Sets?

↳ Control Record visibility using Organisation wide Defaults

↳ Control Record visibility using Role Hierarchy

↳ Control Record visibility using Sharing Rules

↳ What are Record Types and how can we configure

↳ What are Page Types and page Elements

Section 8 : Data Management

↳ Different Data Management Tools

↳ How to install Apex Data Loader in macOS and Windows

▸ How to Insert a record using Apex Data Loader

▸ How to Update and Insert records Apex Data Loader

▸ How to Delete and Export records Apex Data Loader

Section 9 : Salesforce.com Audit

▸ Field History Tracking

▸ Setup Audit Trail

Section 10 : Automate Business Process

▸ How to create New Email Template in Salesforce

▸ Salesforce Workflow Rules Overview

▸ Creating Workflow rules with Rule Criteria & Workflow actions

▸ Configuring Approval Process

▸ Assignment rules for Leads and Cases

Section 11 : Reports and Dashboards

▸ What is a report in Salesforce and how we create them?

▸ Salesforce Reports and Dashboards Overview

▸ How to use report builder?

▸ How to create Summary reports?

▸ How to create matrix reports?

▸ How to create salesforce Dashboard, Different Dashboard Components, Customizing Dashboard Components, How to create Dynamic Dashboard in Salesforce, Deleting and Printing Salesforce Dashboards

▸ Creating Dashboards with Dashboard Components for Tabular and Joined Reports

Section 12 : Salesforce Service Cloud

▸ Overview on Salesforce Service Cloud

Section 13 : Portal and Sites

Section 14 : AppExchange

▸ What is Salesforce AppExchange.

Section 15 : Managing Sandboxes

▸ What is Salesforce Sandbox?.

▸ Different Sandboxes and Sandbox Environment Types.

▸ How to create Salesforce Sandbox template?.

▸ How to create Salesforce Sandbox?

▸ How to login Salesforce Sandbox?

Section 16 : Salesforce lightning

▸ How to create Salesforce custom domain?

▸ What is Salesforce lightning Experience?

▸ What is Salesforce lightning component Framework?

▸ Creating first Salesforce lightning App

▸ Styling Salesforce lightning App

▸ Lightning Componnet : aura:attribute tag

▸ What is Salesforce DX?

▸ Create Salesorforce DX project

▸ Salesforce Dev Hub Setup step-by-step

▸ Creating Sratch Org