

What is Client in SAP | How to Create New SAP Client

What is Client in SAP

SAP Client is the highest hierarchical organizational unit within an SAP system that contains master records and tables. The transactions processed at SAP client level is valid and applicable for all company code data and enterprise structures. Client is a three digits numerical key and from a business point of view, client represents as a corporate group. User is required to enter client key while logging on to the SAP system.

Important Client Characteristics

- Every SAP user's access and authorizations must assigned to the SAP client on which client users are working.
- It is used to differentiate between development, quality and product system within the same or different server
- The data entered at client level is valid for all organizational units.
- Each client can have one or more **company codes**, **plants** and **locations** but there will be not have connection between clients.

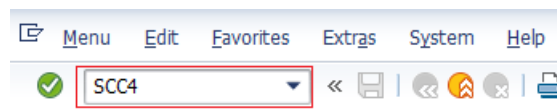
SAP delivers three standard clients i.e.

1. 000
2. 001
3. 066

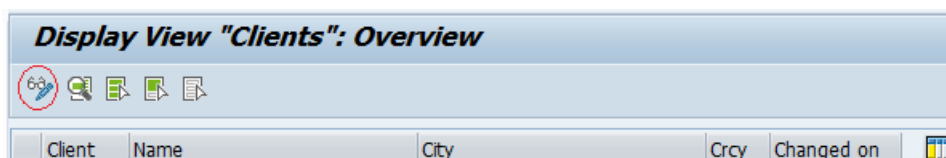
How to create new SAP client

You can create new clients as per the organizational requirements in SAP Basis by using [transaction code](#) SCC4.

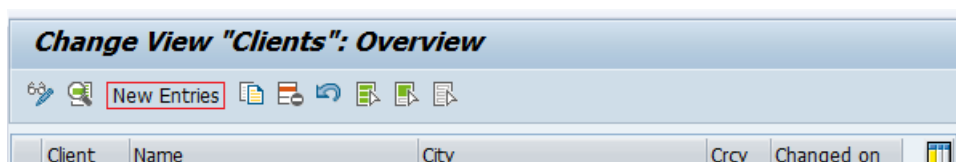
Step 1: – Enter SAP Tcode “[SCC4](#)” in the SAP command field and enter.



Step 2: – On display view “Clients” overview screen, click on display >> change icon.



Step 3: – Now click on new entries button for creation of new SAP client as per requirements.



Step 4: – On new entries clients overview screen, update the following details.

- Client: – Enter the 3 digits numerical key for creation of new SAP client and its description.
- Update city name to which client belongs to
- Update the logical system id that the client refers to.
- Update the std currency
- Choose the client role from the list (i.e. production, Test, Customizing, Demo, Training/Education, Sap reference).
- Under changes and transports for client specific object, choose appropriate option as per requirements

New Entries: Details of Added Entries

Client: 810 Test Client

City: Bangalore

Logical system: []

Std currency: INR

Client role: Test

Last Changed By: []

Date: []

Changes and Transports for Client-Specific Objects

Changes without automatic recording

Automatic recording of changes

No changes allowed

Changes w/o automatic recording, no transports allowed

Cross-Client Object Changes

Changes to Repository and cross-client Customizing allowed

Client Copy and Comparison Tool Protection

Protection level 0: No restriction

CATT and eCATT Restrictions

eCATT and CATT Not Allowed

After maintaining all the required details, click on save button and save the configured new SAP client.

SAP Basis

↳ [SAP Basis Tutorial](#)

↳ [What is Client in SAP | How to Create New SAP Client](#)

SAP TCodes

↳ [SAP TCodes](#)