

How to Create Cost Element Group in SAP

How to create cost element group in SAP

You can create cost element group in SAP controlling by using sap menu path or transaction code (tcode) KAH1 navigation method. Refer below procedure steps how to define cost element groups in [SAP systems](#) step by step.

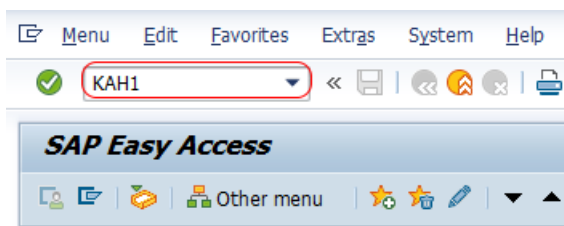
□ Transaction code : – [KAH1](#)

SAP Menu Path: – Accounting >> Controlling > [Cost center accounting](#) > Master data > Cost element group > create.

Creation of cost element groups in SAP

CELMT_PRIM	TK Primary Cost Elements
CELMT_SCND	TK Secondary Cost Elements
TKRIM_COST	TK Cost Elements
CCOST_PRDS	TK Product Cost
CCOST_RMCS	TK Raw Material Consumption cost
CCOST_PRSN	TK Personal Cost
TKRIM_REVN	TK Revenue Elements
CCOST_MFGN	TK Manufacturing Cost
CCOST_FNCH	TK Financial Charges
CCOST_SLDT	TK Sales & Distribution cost
CCOST_OTCS	TK Other Indirect Cost

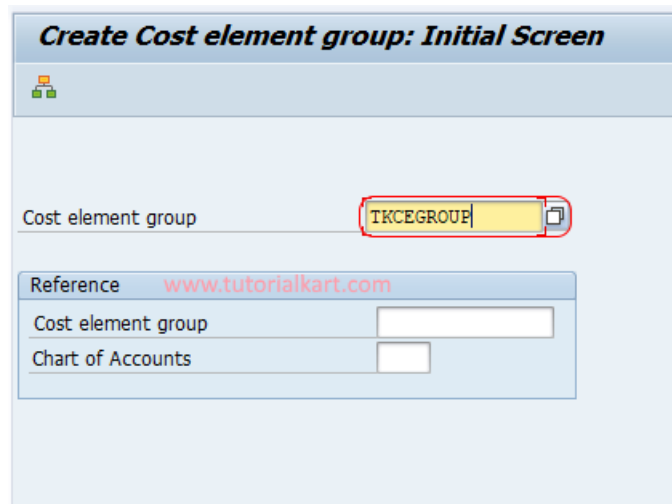
Step 1 : – Enter [SAP Tcode](#) “KAH1” on sap easy access command field and press enter.



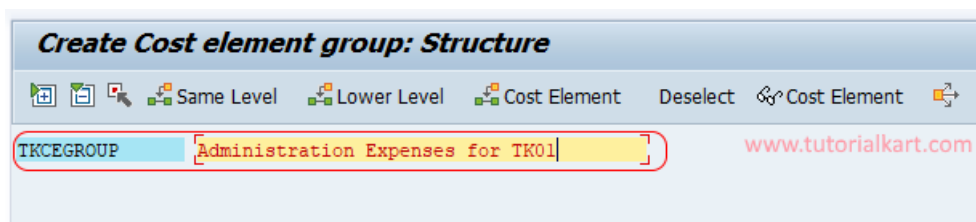
Step 2 : – Now a screen open for entering the controlling area key, enter [controlling area](#) “TK01” that you like to create cost element group in SAP.



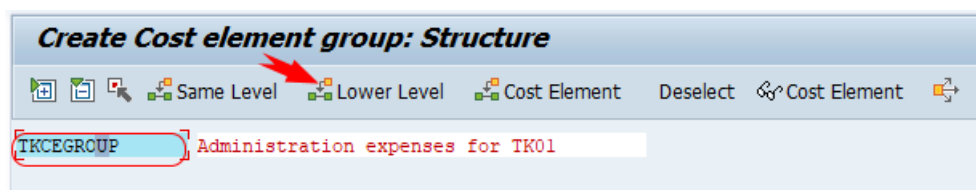
Step 3 : – On create cost element groups: initial screen, enter the key that identifies the cost element group in SAP CO. After you update the element group key, press enter to continue



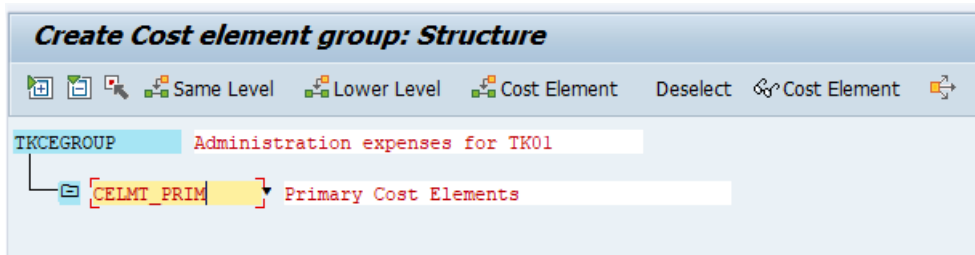
Step 4 : – On create cost element group structure screen, update the descriptive name of group in the given field.



Step 5 : – Place the cursor on TKCEGROUP key and click on lower level button.

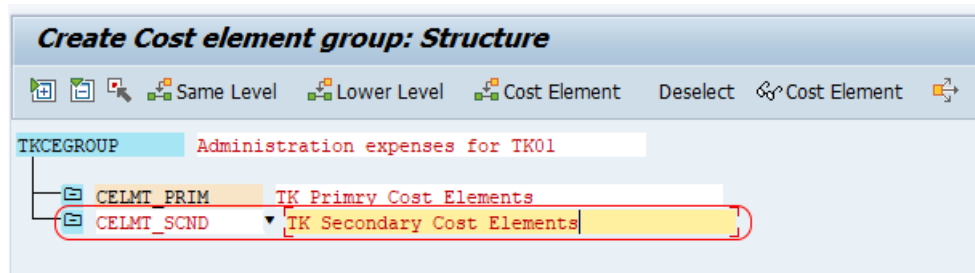


Update as CELMT_PRIM : TK Primary Cost Elements and press enter.

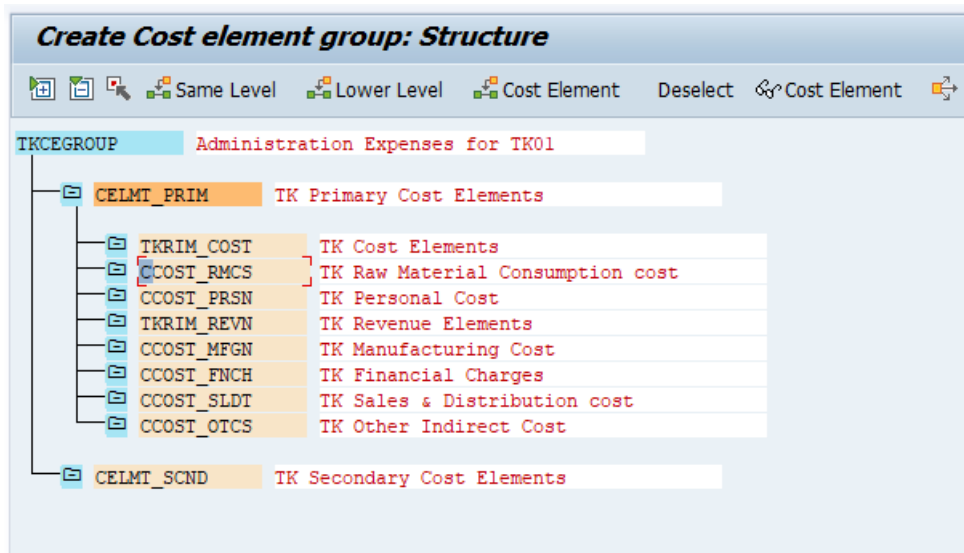


Now place the cursor on CELMT_PRIM and click on same level button and update as

CELMT_SECOND : TK Secondary Cost Elements



Similarly assign cost elements group under primary cost elements as shown below.



Now assign cost element to the groups by putting cursor on group and click on cost element.

Change Cost element group: Structure

Same Level Lower Level Cost Element Cost Element

TKCEGROUP Administration Expenses for TK01

- CELMT_PRIM TK Primary Cost Elements
 - TKRIM_COST TK Cost Elements
 - CCOST_PRDS TK Production Cost
 - 400100 400299
 -
 -
 -
 -
 - CCOST_RMCS TK Raw Material Consumption cost
 - CCOST_PRSN TK Personal Cost
 - TKRIM_REVN TK Revenue Elements
 - CCOST_MFGN TK Manufacturing Cost
 - CCOST_ADMN TK Administrative cost
 - CCOST_FNCH TK Financial Charges
 - CCOST_SLDT TK Sales & Distribution cost
 - CCOST_OTCS TK Other Indirect Cost
- CELMT_SCND TK Secondary Cost Elements

In Same procedure created cost elements can be assigned to a particular cost element group in SAP.

SAP CO

‣ SAP CO Tutorial

Basic SAP CO Settings

‣ Maintain controlling area

‣ Assign Company code to controlling area

‣ Define number range interval for SAP co documents

‣ Maintain Versions

SAP CO Cost Center Accounting

‣ What is SAP Cost center accounting

‣ Create Cost center

‣ What is cost element accounting

‣ Create primart cost elements

‣ Create cost element group

‣ Create secondary cost elements in SAP

‣ Activate cost center accounting

‣ Define cost center categories

‣ Define cost center standard hierarchy

SAP CO Profit Center Accounting

‣ Create dummy profit center

‣ Define profit center group

‣ Maintain Profit center standard hierarchy

SAP CO cost element Accounting

SAP CO Internal Orders

SAP CO Profitability Analysis

SAP CO Reports, Tables

SAP TCodes

‣ SAP TCodes

‣ SAP CO TCodes