

How to Assign Chart of Depreciation to Company Code in SAP

In this [SAP FICO tutorial](#) you will learn how to assign chart of depreciation to company code in SAP, the link between [chart of depreciation](#) and [company code](#) is established through the assignment of chart of depreciation “TKCD” to company code “TK01”.

How many chart of depreciation can be assigned to a company code?

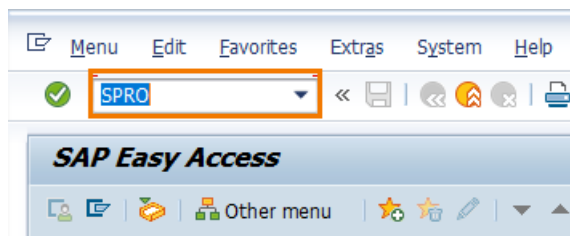
One chart of depreciation can be assigned to only one company code, because chart of depreciation is highest hierarchy level of [asset accounting in SAP](#). But one company code can be assigned to one or more chart of depreciation in asset accounting.

Assign Chart of Depreciation to Company Code

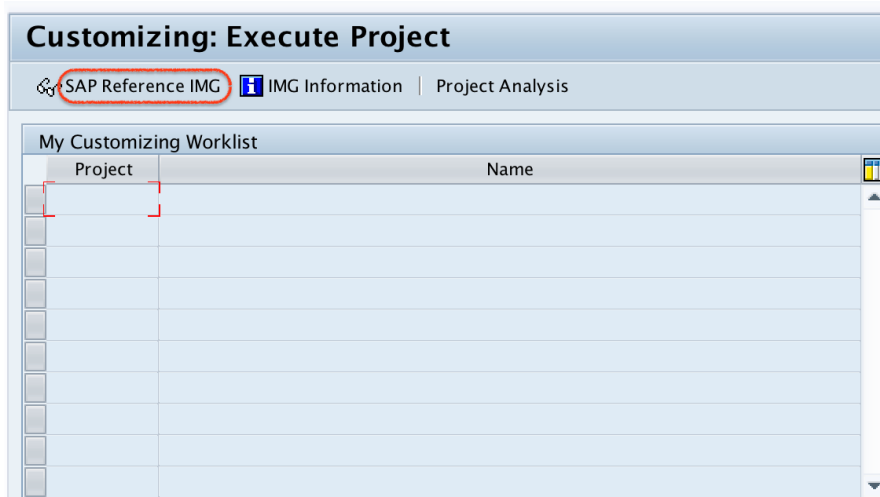
□ Transaction code: – [OAOB](#)

SAP IMG Path: – SPRO > [SAP Reference IMG](#) > Financial Accounting > Asset Accounting > Organizational Structures > Assign chart of depreciation to company code.

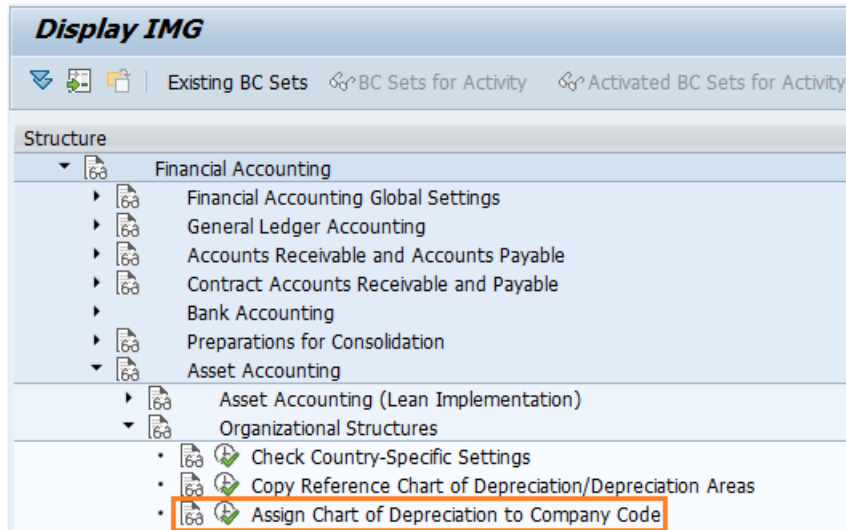
Step 1: – Enter [transaction code](#) “SPRO” in the SAP command field and press enter to continue.



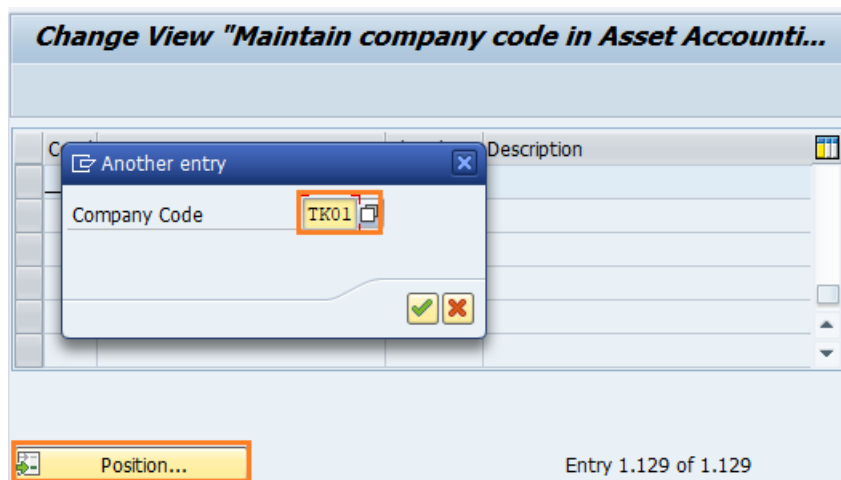
Step 2: – On customizing execute project screen, click on “SAP Reference IMG”



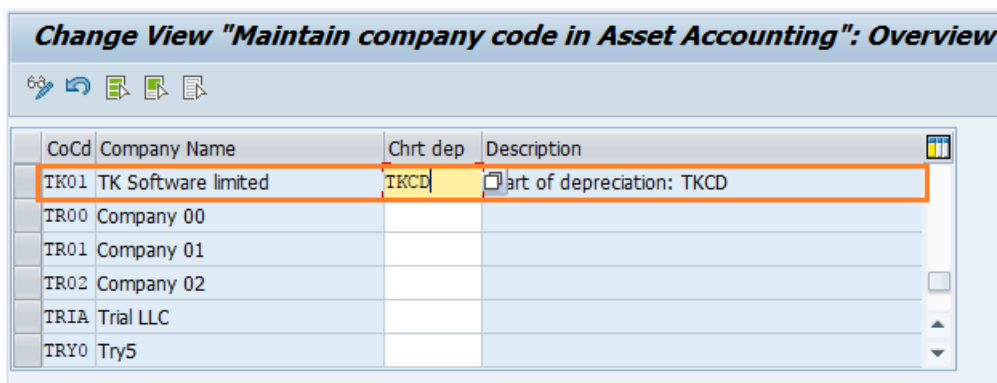
Step 3: – On display IMG screen, follow the menu path financial accounting – Asset accounting – organizational structures and click on img activity “assign chart of depreciation to company code”



Step 4: – To find out our company code “TK01” in the given list, click on position button and enter company code and press enter to continue.



Step 5: – On change view maintain company code in asset accounting overview screen, our company code TK01 displays on top of the screen. Now enter chart of depreciation key “TKCD” in the given field Chrt dep and press enter.



After assignment of chart of depreciation to company code, click on save button and save the configured details in [SAP](#).

↳ SAP FICO Tutorials

SAP FICO - Introduction

↳ SAP Financial Accounting

↳ What is SAP FICO

↳ What is client in SAP

SAP FICO - Enterprise Structure

↳ Define Company in SAP

↳ Define Company Code in SAP

↳ Assign company code to company in SAP

↳ Define business area and consolidation business area in SAP

↳ Assign business area to consolidated business area in SAP

↳ Define credit control area in SAP

↳ Assign company code to credit control area in SAP

↳ Define functional area in SAP

↳ Maintain Financial Management Area in SAP

↳ Assign financial management area to company code in SAP

↳ How to create segments in SAP

SAP FICO - Global Parameters

↳ What is Chart of accounts and how to create COA in SAP?

↳ Assign company code to chart of accounts

↳ What is Fiscal year in SAP?

↳ How to maintain fiscal year variant

↳ Assign company code to fiscal year variant

↳ Define account group in SAP

↳ Define retained earnings account

↳ Define posting period variant (PPV)

↳ Assign variants to company code in SAP

↳ Open and closing posting period variants

↳ Define field status variant and field status groups in FICO

↳ Assign company code to field status variant

↳ Define Tolerance group for G/L accounts

↳ Define Tolerance group for employees

↳ Check company code global parameters

SAP FICO - Foreign Currency Transactions

- ‡ Check exchange rate types
- ‡ Define translation ratios for currency translation
- ‡ How to maintain exchange rates in SAP
- ‡ Define accounts for exchange rate differences
- ‡ Define foreign currency valuation methods
- ‡ Define accounting principles and assign to ledger group
- ‡ Define valuation areas and assign to accounting principles

SAP FICO - New G/L Accounting

- ‡ How to activate new G/L accounting?
- ‡ Define ledgers for general ledger accounting
- ‡ Define currencies for leading currency
- ‡ Define & Activate Non-Leading Ledgers
- ‡ Define Zero-balance clearing account
- ‡ Define interest calculation types
- ‡ Define interest indicator

SAP FICO - Accounts Receivable

- ‡ Define account group for customers
- ‡ Maintain number ranges for customer account groups
- ‡ Assign number ranges to customer account groups
- ‡ Define risk categories
- ‡ Define tolerance group for Customers
- ‡ Create sundry debtors accounts
- ‡ Define Customer Master Record

SAP FICO - Accounts Payable

- ‡ What is Accounts Payable in SAP?
- ‡ Define vendor account groups
- ‡ Maintain number range intervals for vendor accounts
- ‡ Assign number ranges to vendor account groups
- ‡ Create payment terms
- ‡ Define accounts for cash discount taken
- ‡ Define Vendor reconciliation account
- ‡ Create vendor code

SAP FICO - Tax on Sales and Purchases

‡ What is Sales tax and Purchase tax in SAP?

‡ Define tax calculation procedures

‡ Assign country to calculation procedure

‡ Assign tax codes for non taxable transactions

‡ Maintain tax codes for sales and purchases

‡ Define tax accounts in SAP

SAP FICO - Bank Accounting

‡ What is Bank Accounting in SAP?

‡ Define bank key

‡ Define house bank in SAP

‡ Create check lots

‡ Automatic payment program

SAP FICO - Asset Accounting

‡ What is Asset Accounting in SAP?

‡ Define Chart of Depreciation

‡ Assign chart of depreciation to company code

‡ Specify Account Determination

‡ Number range intervals for Assets

‡ Maintain Asset Classes

‡ Define tax accounts in SAP

SAP Controlling Training

‡ SAP CO Tutorials

SAP TCodes

‡ SAP TCodes

‡ SAP FI TCodes