

Assign Company code to Chart of Accounts in SAP

How to Assign Company code to Chart of Accounts in SAP FICO

In this SAP tutorials, you will learn how to assign company code to chart of accounts in SAP FICO step by step. In our previous SAP training we have learned [what is chart of accounts and how to create COA in SAP](#). After creation of chart of accounts, it is mandatory to assign company code. The link between company code and [chart of accounts](#) is established through the assignment of company code to chart of accounts in [SAP](#).


Configuration steps

Cocd	Company Name	City	Chrt/Accts
TK01	TK Software Limited	Bangalore	TKCA

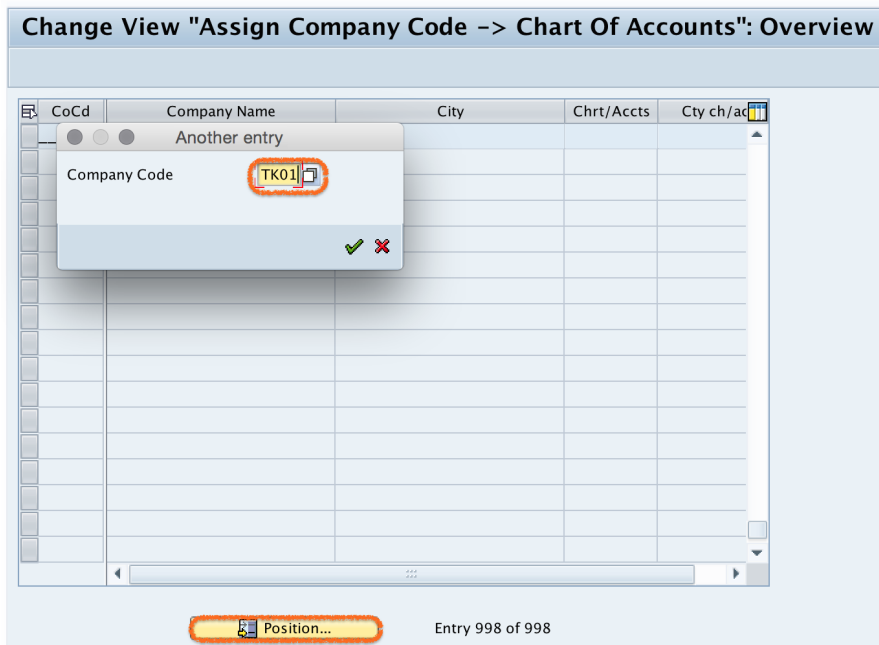
You can assign [company code](#) to chart of accounts in SAP by using one of the following method.

- [Transaction code: – OB62](#)
- *Menu Path: – [SPRO](#) –> [IMG](#) –> [Financial Accounting](#) –> [G/L Accounting](#) –> [GL Accounts](#) –> [Master Data](#) –> [Preparations](#) –> [Assign company code to chart of accounts](#).*

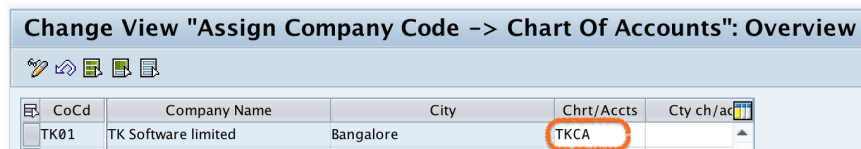
Step 1) Enter T- Code “OB62” in the SAP command field and enter.



Step 2) On change view “Assign company code –> chart of accounts” overview screen, select position option and now enter company code in the given field. Now your company code displays on the top of screen.



Step 3) Now assign Company code “TK01” to chart of accounts “TKCA” by updating your chart of accounts key in the Chrt/Accts field



Step 4) Click on save button to save the configured assignment details.



Successfully we have assigned company code to chart of accounts in SAP.

SAP FICO Training

- [SAP FICO Tutorials](#)

SAP FICO - Introduction

- [SAP Financial Accounting](#)
- [What is SAP FICO](#)
- [What is client in SAP](#)

SAP FICO - Enterprise Structure

- [Define Company in SAP](#)
- [Define Company Code in SAP](#)
- [Assign company code to company in SAP](#)
- [Define business area and consolidation business area in SAP](#)
- [Assign business area to consolidated business area in SAP](#)

- ‡ Define credit control area in SAP
- ‡ Assign company code to credit control area in SAP
- ‡ Define functional area in SAP
- ‡ Maintain Financial Management Area in SAP
- ‡ Assign financial management area to company code in SAP
- ‡ How to create segments in SAP

SAP FICO - Global Parameters

- ‡ What is Chart of accounts and how to create COA in SAP?
- ‡ Assign company code to chart of accounts
- ‡ What is Fiscal year in SAP?
- ‡ How to maintain fiscal year variant
- ‡ Assign company code to fiscal year variant
- ‡ Define account group in SAP
- ‡ Define retained earnings account
- ‡ Define posting period variant (PPV)
- ‡ Assign variants to company code in SAP
- ‡ Open and closing posting period variants
- ‡ Define field status variant and field status groups in FICO
- ‡ Assign company code to field status variant
- ‡ Define Tolerance group for G/L accounts
- ‡ Define Tolerance group for employees
- ‡ Check company code global parameters

SAP FICO - Foreign Currency Transactions

- ‡ Check exchange rate types
- ‡ Define translation ratios for currency translation
- ‡ How to maintain exchange rates in SAP
- ‡ Define accounts for exchange rate differences
- ‡ Define foreign currency valuation methods
- ‡ Define accounting principles and assign to ledger group
- ‡ Define valuation areas and assign to accounting principles

SAP FICO - New G/L Accounting

- ‡ How to activate new G/L accounting?
- ‡ Define ledgers for general ledger accounting
- ‡ Define currencies for leading currency

‡ Define & Activate Non-Leading Ledgers

‡ Define Zero-balance clearing account

‡ Define interest calculation types

‡ Define interest indicator

SAP FICO - Accounts Receivable

‡ Define account group for customers

‡ Maintain number ranges for customer account groups

‡ Assign number ranges to customer account groups

‡ Define risk categories

‡ Define tolerance group for Customers

‡ Create sundry debtors accounts

‡ Define Customer Master Record

SAP FICO - Accounts Payable

‡ What is Accounts Payable in SAP?

‡ Define vendor account groups

‡ Maintain number range intervals for vendor accounts

‡ Assign number ranges to vendor account groups

‡ Create payment terms

‡ Define accounts for cash discount taken

‡ Define Vendor reconciliation account

‡ Create vendor code

SAP FICO - Tax on Sales and Purchases

‡ What is Sales tax and Purchase tax in SAP?

‡ Define tax calculation procedures

‡ Assign country to calculation procedure

‡ Assign tax codes for non taxable transactions

‡ Maintain tax codes for sales and purchases

‡ Define tax accounts in SAP

SAP FICO - Bank Accounting

‡ What is Bank Accounting in SAP?

‡ Define bank key

‡ Define house bank in SAP

‡ Create check lots

‡ Automatic payment program

SAP FICO - Asset Accounting

‡ What is Asset Accounting in SAP?

‡ Define Chart of Depreciation

‡ Assign chart of depreciation to company code

‡ Specify Account Determination

‡ Number range intervals for Assets

‡ Maintain Asset Classes

‡ Define tax accounts in SAP

SAP Controlling Training

‡ SAP CO Tutorials

SAP TCodes

‡ SAP TCodes

‡ SAP FI TCodes