

# Define and Activate Non Leading Ledgers in SAP

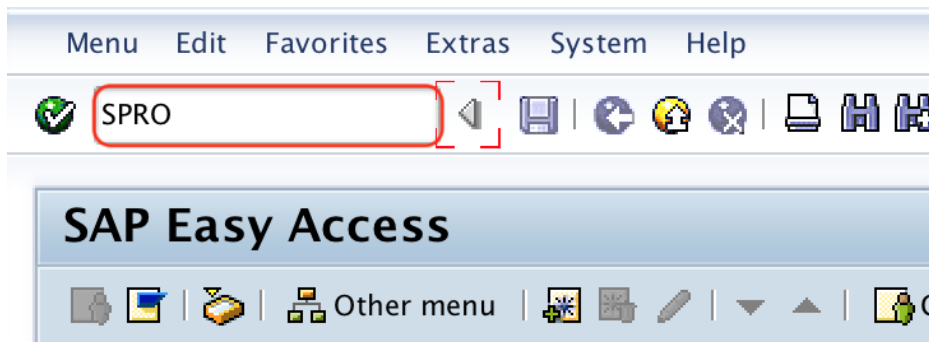
## How to define and activate non leading ledgers in SAP

In this [SAP tutorials](#), you will learn how to define and activate non leading ledgers in [SAP FICO](#) step by step.

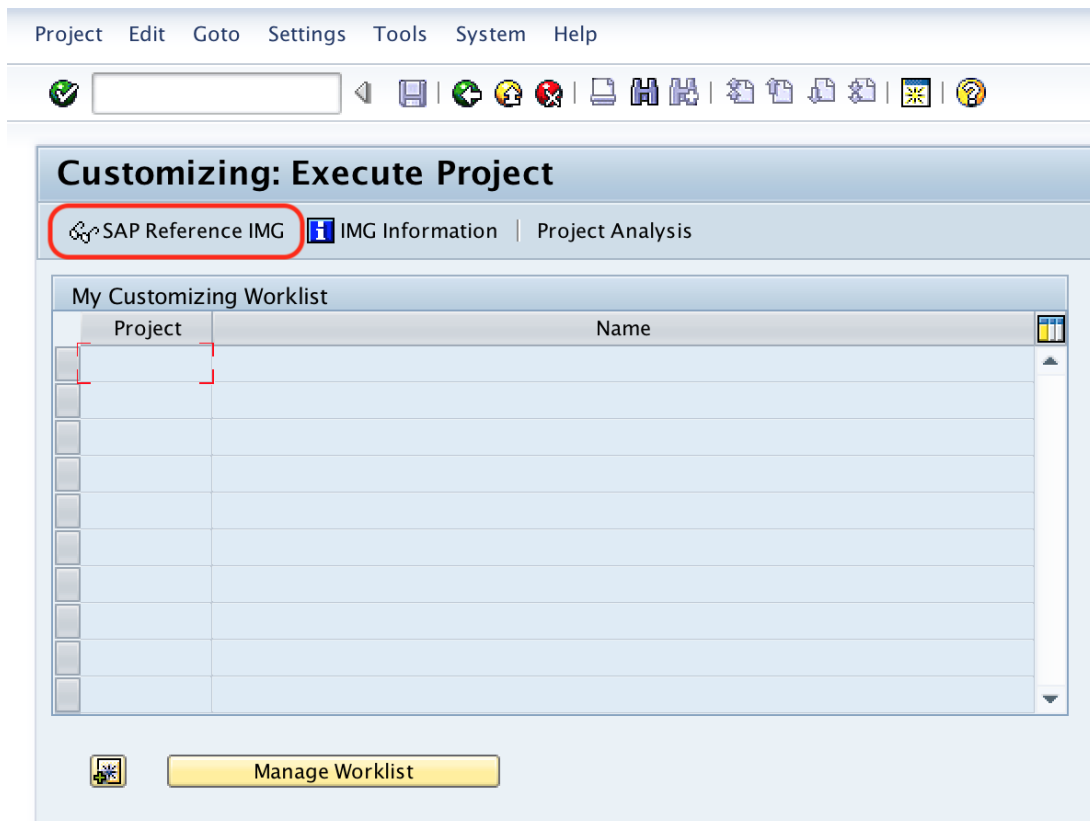
Path: SPRO > IMG > Financial Accounting(New) > Financial Accounting Global Settings (New) > Ledgers > Ledger > Define and activate non leading ledgers.

### Configuration steps

**Step 1:** Enter t-code “SPRO” in the SAP command field and press enter to continue.

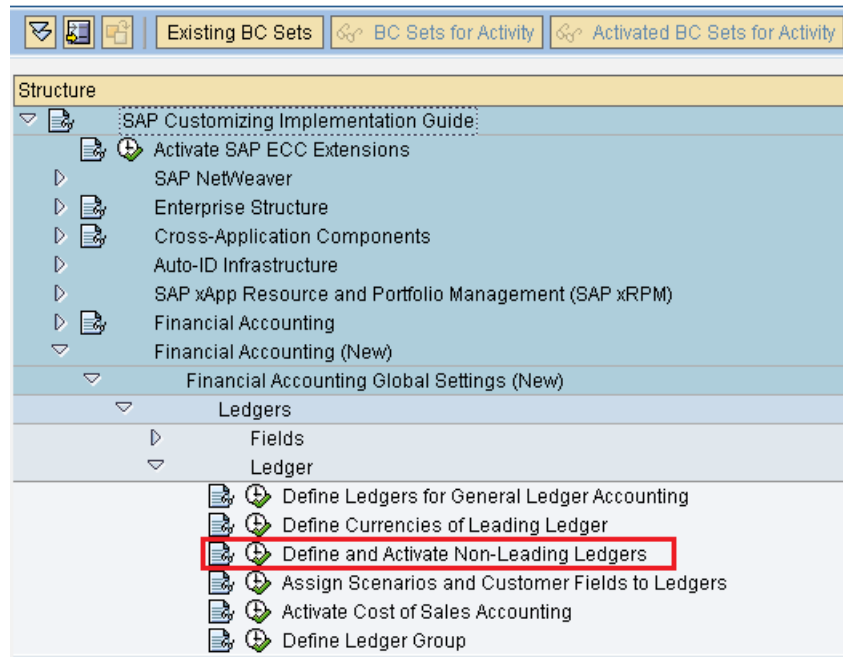


**Step 2:** Choose “[SAP Reference IMG](#)”

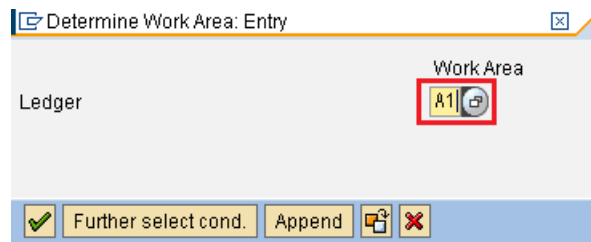


**Step 3:** Follow the navigation path Financial Accounting(New) > Financial Accounting Global Settings (New) > Ledgers > Ledger and choose IMG activity “Define and Activate Non Leading Ledgers”.

## Display IMG



**Step 4:** On determine work area entry screen, enter the ledger key “A1” in the given field work area and press enter to continue.



**Step 5:** On change view “Settings for Non-leading ledgers in general ledger” overview screen, click on “new entries” button.

## Change View "Settings for Non-Leading Ledgers in General Ledger": Over

The screenshot shows the 'New Entries' overview screen. At the top, there is a toolbar with several icons, and the 'New Entries' button is highlighted with a red box. Below the toolbar, the 'Ledger' field is set to 'A1'. The main area is a table titled 'Settings for Non-Leading Ledgers in General Ledger'. The table has the following columns: Co..., Company Name, C1, Crcy 1, C2, Crcy 2, C3, Crcy 3, FV, and Var. The table is currently empty.

**Step 6:** On new entries overview screen, update the company code "TK01" in the field cocd and press enter to continue.

## New Entries: Overview of Added Entries

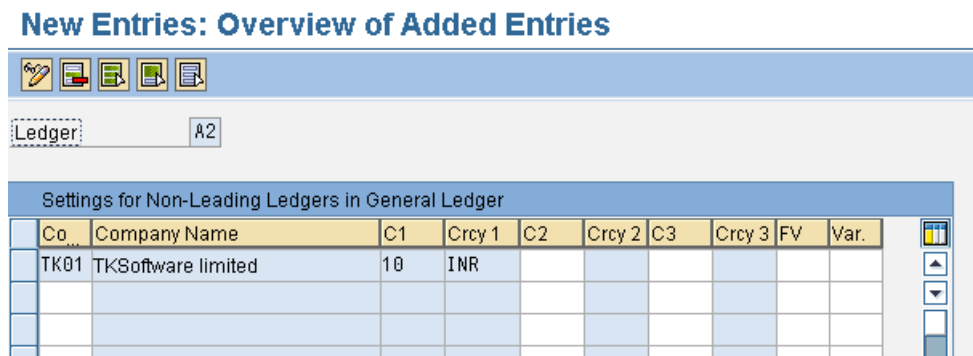
The screenshot shows the 'New Entries: Overview of Added Entries' screen. At the top, there is a toolbar with several icons. Below the toolbar, the 'Ledger' field is set to 'A1'. The main area is a table titled 'Settings for Non-Leading Ledgers in General Ledger'. The table has the following columns: CoCd, Company Name, C1, Crcy 1, C2, Crcy 2, C3, Crcy 3, FV, and Var. The table contains one entry: TK01, TKSoftware limited, 10, INR. The entry is highlighted with a red box.

| CoCd | Company Name       | C1 | Crcy 1 | C2 | Crcy 2 | C3 | Crcy 3 | FV | Var. |
|------|--------------------|----|--------|----|--------|----|--------|----|------|
| TK01 | TKSoftware limited | 10 | INR    |    |        |    |        |    |      |

Position... Entry 1 of 31

After updating all the required details, choose save icon and save the configured details.

Similarly update the details for ledger A2.



Choose save icon and save the configured details.

Successfully we have defined and activated non leading ledgers in [SAP systems](#).

## SAP FICO Training

↳ [SAP FICO Tutorials](#)

## SAP FICO - Introduction

↳ [SAP Financial Accounting](#)

↳ [What is SAP FICO](#)

↳ [What is client in SAP](#)

## SAP FICO - Enterprise Structure

↳ [Define Company in SAP](#)

↳ [Define Company Code in SAP](#)

↳ [Assign company code to company in SAP](#)

↳ [Define business area and consolidation business area in SAP](#)

↳ [Assign business area to consolidated business area in SAP](#)

↳ [Define credit control area in SAP](#)

↳ [Assign company code to credit control area in SAP](#)

↳ [Define functional area in SAP](#)

↳ [Maintain Financial Management Area in SAP](#)

↳ [Assign financial management area to company code in SAP](#)

↳ [How to create segments in SAP](#)

## SAP FICO - Global Parameters

↳ [What is Chart of accounts and how to create COA in SAP?](#)

▸ What is chart of accounts and how to create COA in SAP?

▸ Assign company code to chart of accounts

▸ What is Fiscal year in SAP?

▸ How to maintain fiscal year variant

▸ Assign company code to fiscal year variant

▸ Define account group in SAP

▸ Define retained earnings account

▸ Define posting period variant (PPV)

▸ Assign variants to company code in SAP

▸ Open and closing posting period variants

▸ Define field status variant and field status groups in FICO

▸ Assign company code to field status variant

▸ Define Tolerance group for G/L accounts

▸ Define Tolerance group for employees

▸ Check company code global parameters

## SAP FICO - Foreign Currency Transactions

▸ Check exchange rate types

▸ Define translation ratios for currency translation

▸ How to maintain exchange rates in SAP

▸ Define accounts for exchange rate differences

▸ Define foreign currency valuation methods

▸ Define accounting principles and assign to ledger group

▸ Define valuation areas and assign to accounting principles

## SAP FICO - New G/L Accounting

▸ How to activate new G/L accounting?

▸ Define ledgers for general ledger accounting

▸ Define currencies for leading currency

▸ Define & Activate Non-Leading Ledgers

▸ Define Zero-balance clearing account

▸ Define interest calculation types

▸ Define interest indicator

## SAP FICO - Accounts Receivable

▸ Define account group for customers

▸ Maintain number ranges for customer account groups

‡ Assign number ranges to customer account groups

‡ Define risk categories

‡ Define tolerance group for Customers

‡ Create sundry debtors accounts

‡ Define Customer Master Record

## SAP FICO - Accounts Payable

‡ What is Accounts Payable in SAP?

‡ Define vendor account groups

‡ Maintain number range intervals for vendor accounts

‡ Assign number ranges to vendor account groups

‡ Create payment terms

‡ Define accounts for cash discount taken

‡ Define Vendor reconciliation account

‡ Create vendor code

## SAP FICO - Tax on Sales and Purchases

‡ What is Sales tax and Purchase tax in SAP?

‡ Define tax calculation procedures

‡ Assign country to calculation procedure

‡ Assign tax codes for non taxable transactions

‡ Maintain tax codes for sales and purchases

‡ Define tax accounts in SAP

## SAP FICO - Bank Accounting

‡ What is Bank Accounting in SAP?

‡ Define bank key

‡ Define house bank in SAP

‡ Create check lots

‡ Automatic payment program

## SAP FICO - Asset Accounting

‡ What is Asset Accounting in SAP?

‡ Define Chart of Depreciation

‡ Assign chart of depreciation to company code

‡ Specify Account Determination

‡ Number range intervals for Assets

‡ Maintain Asset Classes

▶ [Financial Accounting](#)

▶ [Define tax accounts in SAP](#)

## SAP Controlling Training

▶ [SAP CO Tutorials](#)

## SAP TCodes

▶ [SAP TCodes](#)

▶ [SAP FI TCodes](#)