

Define Tolerance Group for Customers / Vendors in SAP

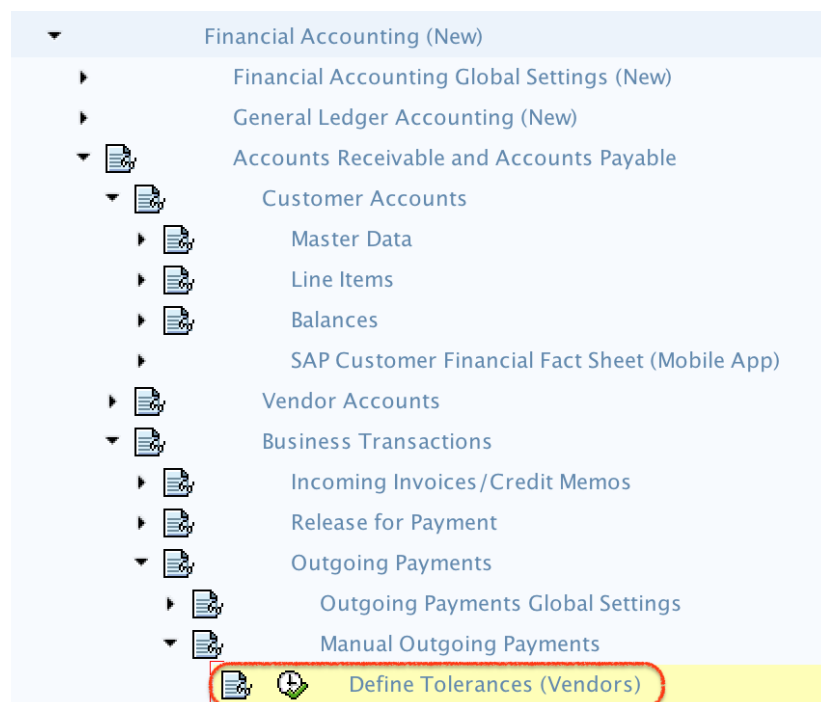
How to Define Tolerance group for customers / vendors in SAP

Tolerance group enables the users to process transaction with the payment difference of gain or loss that defined as per tolerance group for customers and vendors in SAP.

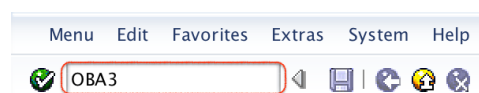
In this SAP tutorials, you will learn how to define tolerance group for customers and vendors in [SAP systems](#). In our previous training we have learned how to assign number ranges to customer account groups in SAP.

Configuration steps

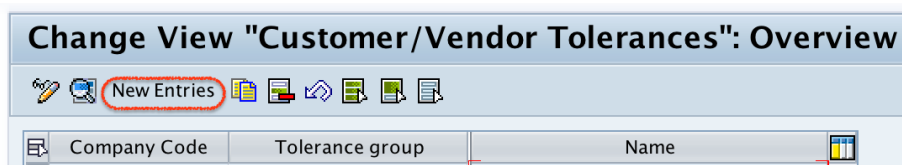
- **Transaction code:** – OBA3
- **Menu Path:** –SPRO > SAP Reference IMG> SAP Customizing Implementation guide ->Financial Accounting (New) —> Accounts Receivable & Accounts Payable —> Business Transactions —> Outgoing Payments —> Manual Outgoing Payments —> Define Tolerances for customers and vendors.



Step 1) Enter T- code “[OBA3](#)” in the SAP command field and enter.



Step 2) On change view Customers/Vendors tolerances overview screen, click on “New Entries” button to define new tolerance groups for vendors and customers as per the requirements.



Step 3) On new entries customer and vendor tolerances screen, update the following details.

1. Company Code: – Update the **company code** for which you would like to define tolerance groups.
2. Tolerance group: – It is not required to update the tolerance group key, just update the description text of tolerance group.
3. Permitted payment difference: – Update the payment differences of gain & loss with amount and percentage i.e 500 percentage and 1% adjustment by 100.

Permitted Payment Differences			
	Amount	Percent	Adjust Discount By
Gain	500	1 %	100
Loss	500	1 %	100

This means the user can process the business transaction with the payment difference of 500 with gain or loss of 1 percentage. The SAP system doesn't allow to process the transaction above the payment differences amount.

After maintaining all the required details of customer and vendor tolerances, click on save button and save the implemented tolerance group details.



Successfully we have defined tolerance group for customers and vendors in SAP.

▸ What is SAP FICO

▸ What is client in SAP

SAP FICO - Enterprise Structure

▸ Define Company in SAP

▸ Define Company Code in SAP

▸ Assign company code to company in SAP

▸ Define business area and consolidation business area in SAP

▸ Assign business area to consolidated business area in SAP

▸ Define credit control area in SAP

▸ Assign company code to credit control area in SAP

▸ Define functional area in SAP

▸ Maintain Financial Management Area in SAP

▸ Assign financial management area to company code in SAP

▸ How to create segments in SAP

SAP FICO - Global Parameters

▸ What is Chart of accounts and how to create COA in SAP?

▸ Assign company code to chart of accounts

▸ What is Fiscal year in SAP?

▸ How to maintain fiscal year variant

▸ Assign company code to fiscal year variant

▸ Define account group in SAP

▸ Define retained earnings account

▸ Define posting period variant (PPV)

▸ Assign variants to company code in SAP

▸ Open and closing posting period variants

▸ Define field status variant and field status groups in FICO

▸ Assign company code to field status variant

▸ Define Tolerance group for G/L accounts

▸ Define Tolerance group for employees

▸ Check company code global parameters

SAP FICO - Foreign Currency Transactions

▸ Check exchange rate types

▸ Define translation ratios for currency translation

▸ How to maintain exchange rates in SAP

- How to maintain exchange rates in SAP
- Define accounts for exchange rate differences
- Define foreign currency valuation methods
- Define accounting principles and assign to ledger group
- Define valuation areas and assign to accounting principles

SAP FICO - New G/L Accounting

- How to activate new G/L accounting?
- Define ledgers for general ledger accounting
- Define currencies for leading currency
- Define & Activate Non-Leading Ledgers
- Define Zero-balance clearing account
- Define interest calculation types
- Define interest indicator

SAP FICO - Accounts Receivable

- Define account group for customers
- Maintain number ranges for customer account groups
- Assign number ranges to customer account groups
- Define risk categories
- Define tolerance group for Customers

- Create sundry debtors accounts
- Define Customer Master Record

SAP FICO - Accounts Payable

- What is Accounts Payable in SAP?
- Define vendor account groups
- Maintain number range intervals for vendor accounts
- Assign number ranges to vendor account groups
- Create payment terms
- Define accounts for cash discount taken
- Define Vendor reconciliation account
- Create vendor code

SAP FICO - Tax on Sales and Purchases

- What is Sales tax and Purchase tax in SAP?
- Define tax calculation procedures
- Assign country to calculation procedure

‡ Assign tax codes for non taxable transactions

‡ Maintain tax codes for sales and purchases

‡ Define tax accounts in SAP

SAP FICO - Bank Accounting

‡ What is Bank Accounting in SAP?

‡ Define bank key

‡ Define house bank in SAP

‡ Create check lots

‡ Automatic payment program

SAP FICO - Asset Accounting

‡ What is Asset Accounting in SAP?

‡ Define Chart of Depreciation

‡ Assign chart of depreciation to company code

‡ Specify Account Determination

‡ Number range intervals for Assets

‡ Maintain Asset Classes

‡ Define tax accounts in SAP

SAP Controlling Training

‡ SAP CO Tutorials

SAP TCodes

‡ SAP TCodes

‡ SAP FI TCodes