

# SAP FSCM – Define & Check Rate Types in SAP

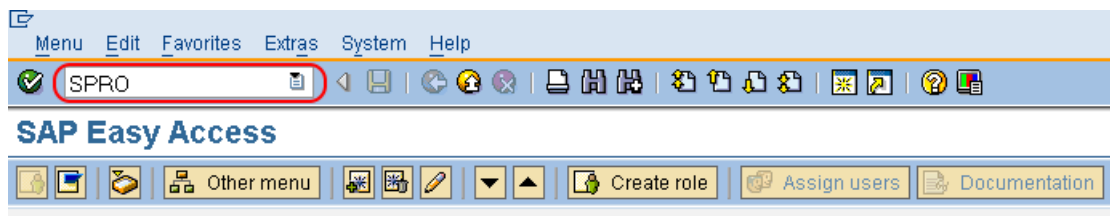
## How to check Rate types in SAP FSCM

In this tutorial, you will learn how to check and enter new rate types in SAP Financial supply chain management module. Rate types are used in definition of exchange rate types, where the exchange rate types are used to define banking buying rate, selling rate and average rate, exchange rate types in SAP.

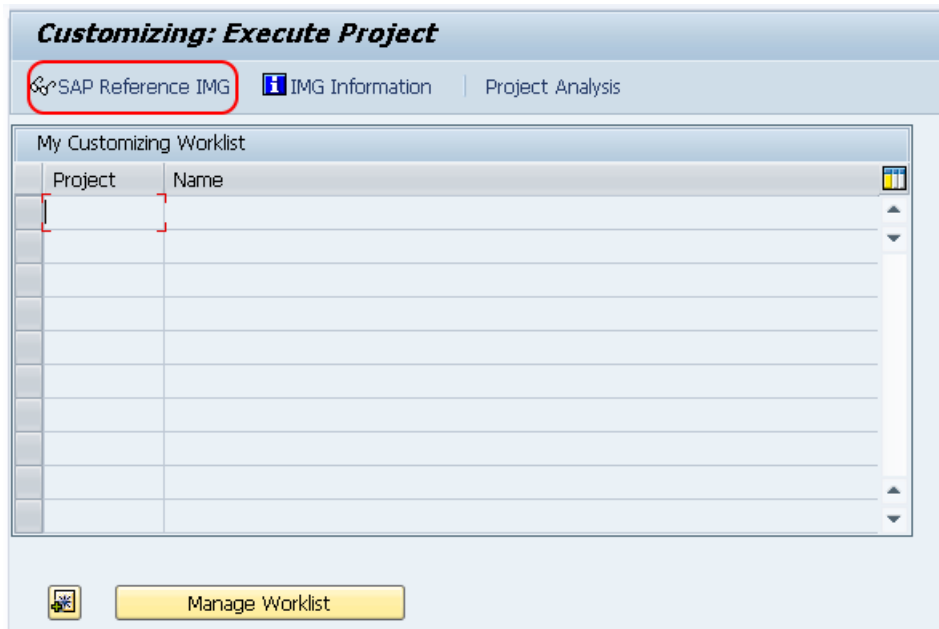
- Transaction code: **SPRO**
- SAP IMG Path: Financial Supply Chain Management > Treasury and Risk Management > Basic Functions > Market Data Management > Master Data > Currencies > Check Rate types

### Configuration steps to check Rate types in SAP FSCM

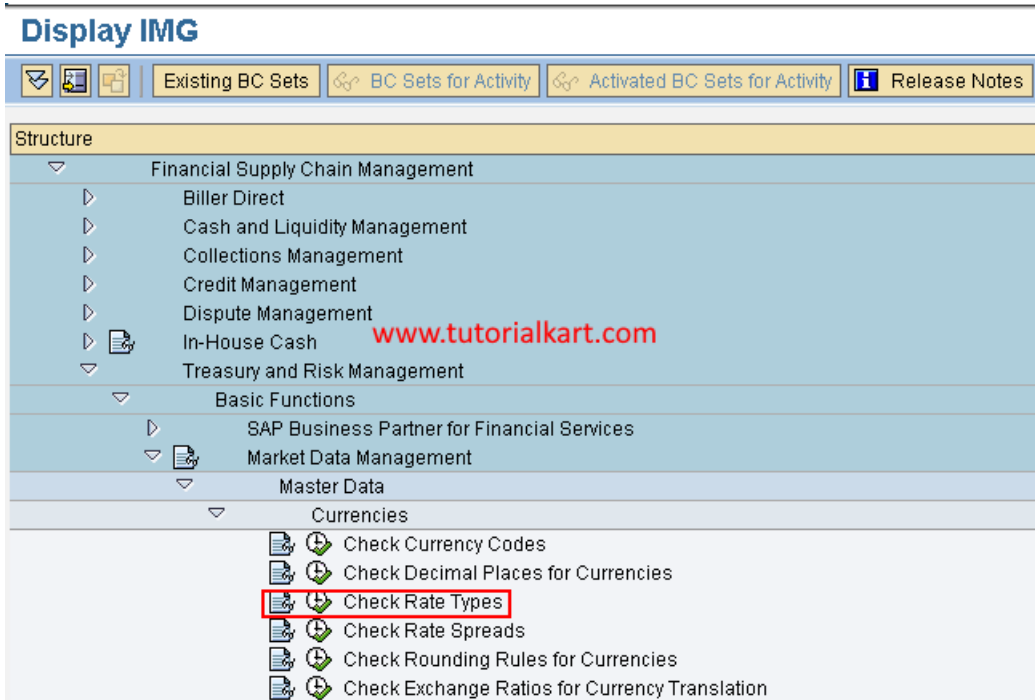
**Step 1:** Enter transaction code “SPRO” in the SAP command field as shown below.



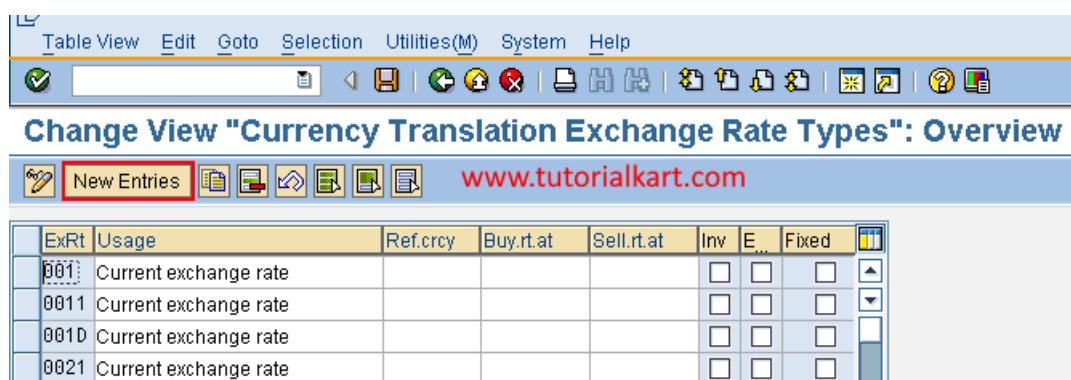
**Step 2:** In next screen, click on the option “SAP Reference IMG”



**Step 3:** On display IMG screen, follow the IMG navigation menu path Financial Supply Chain Management – Treasury & Risk Management – Basic Functions – Market Data Management – Master Data – Currencies and click on IMG activity “Check Rate types”.

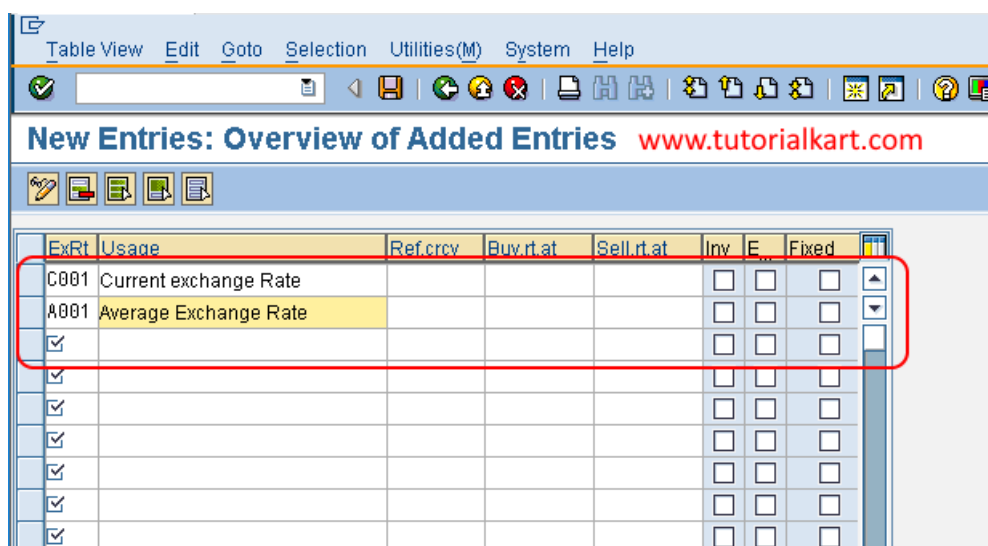


**Step 4:** On change view "Currency translation exchange rate types" overview screen, click on new entries option to define new "exchange rate type in SAP as per requirements of an organization.



**Step 5:** On new entries current translation exchange rate types screen, enter the following details

- ExRt: Enter the key that defines as Exchange rate type in SAP
- Usage: Enter the usage of exchange rate type.



After entering all the required details of rate types, choose save icon and save the configured exchange rate types in SAP FSCM.

## SAP FSCM

▸ [SAP FSCM Tutorial](#)

## Section 1

▸ [SAP FSCM - Basics](#)