

# SAP HR – Define Counting Classes for Period Work Schedule

## Define Counting Classes for Period Work Schedule

Counting classes for period work schedule specifies how to count the absences records on a particular day. If an employee is having absence quota restrictions, SAP system supports through country class for [period work schedule](#).

- If minimum duration is given 001 – Do not check
- If minimum duration is not given – Check holiday class 2.

You can count absence only if planned working hours are >0. For every class maintained, you need to define counting rule. The rules set for counting class is vary mandatory configuration to record the absences of an employee in an organization.

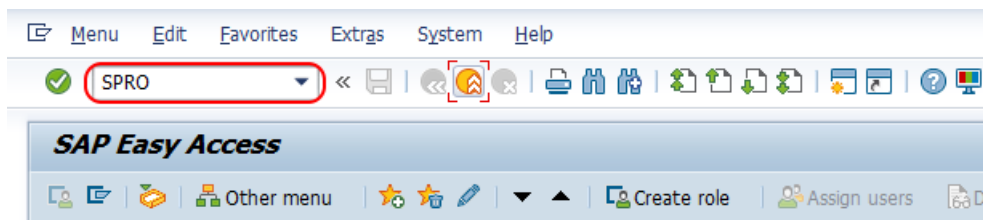
### Navigation

<i>SAP R/3 Role Menu</i>	Define counting classes for the period work schedule
<i>Transaction code</i>	SPRO
<i>SAP Path</i>	SPRO > Time Management > Time data recording and administration > Absences > Absence catalog > Absence counting > Define counting classes for the period work schedule.

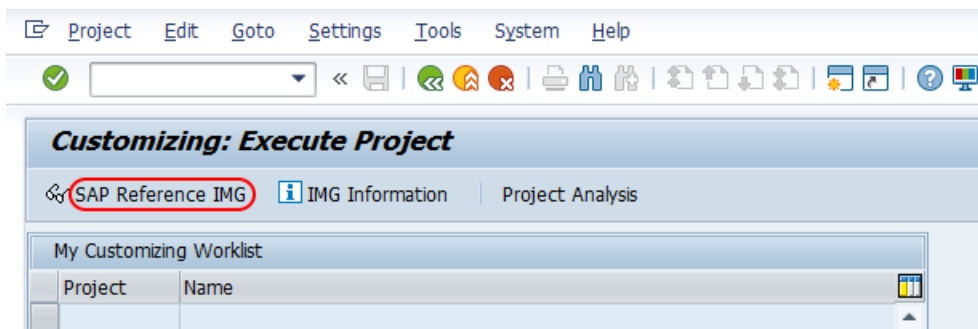
### Configuration steps to create counting classes

In this activity, you assign PS grouping, Period work schedule to counting class.

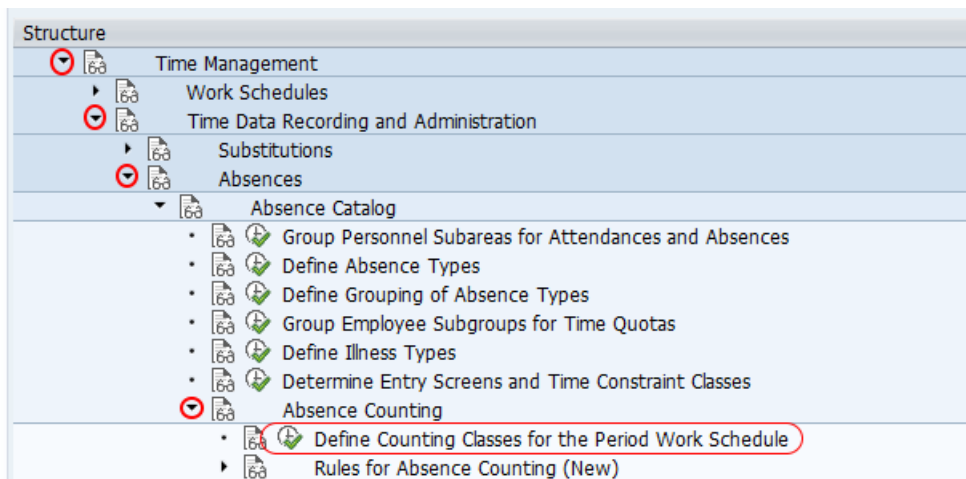
**Step 1 :** – Execute tcode “SPRO” from command field.



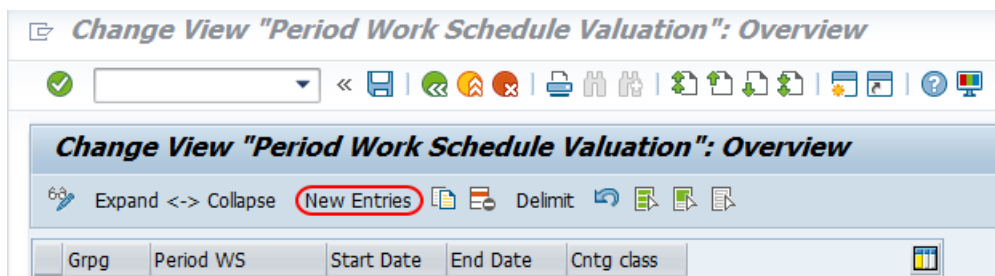
**Step 2 :** – Choose “Display SAP Reference IMG”



**Step 3 :** – Follow the navigation Time Management – Time data recording and administration – Absences – Absence catalog – Absence counting and choose img activity “define counting classes for the period work schedule”.

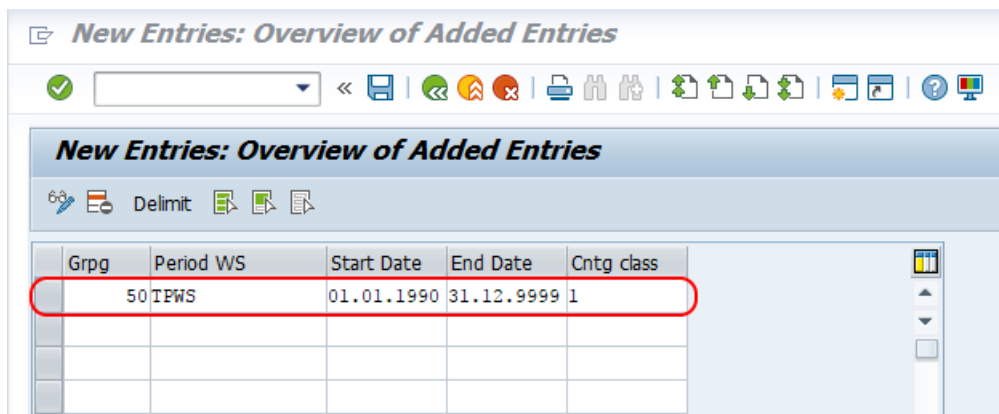


**Step 4 :** – On change view period work schedule valuation screen, choose new entries button to create new counting classes for period work schedule (PWS).



**Step 5 :** – On new entries configuration screen, enter the following details.

- Grgp : – Enter the **personnel subarea grouping for DWS** i.e. 50.
- Period WS : – Enter the period work schedule key i.e. TPWS
- Start date : – Enter starting date of counting class
- End date : – Enter ending date of counting class
- Counting class : -Enter the counting class key from 1 to 9.



Choose save icon and save the configured details.

Successfully we have defined Counting Classes for Period Work Schedule in SAP HR.

## SAP HR

‡ [Home - SAP HR Training Tutorial](#)

## SAP HR - Enterprise Structure

‡ [SAP HR - Company Code](#)

‡ [SAP HR - Personnel areas](#)

‡ [SAP HR - Personnel subareas](#)

‡ [SAP HR - Employee groups](#)

‡ [SAP HR - Employee Subgroups](#)

‡ [SAP HR - Assign Employee groups to Subgroups](#)

‡ [SAP HR - Assign Personnel areas to company code](#)

## SAP HR - Personnel Administration

‡ [SAP HR - User parameters](#)

‡ [SAP HR - Employee Attributes](#)

‡ [SAP HR - Administrator groups](#)

‡ [SAP HR - Infogroups](#)

‡ [SAP HR - Infotypes](#)

‡ [SAP HR - Infotype menus](#)

‡ [SAP HR - Actions](#)

‡ [SAP HR - Personnel action type](#)

## SAP HR -Time Management

‡ [SAP HR - Public holiday classes](#)

‡ [SAP HR - Personnel subarea groupings](#)

‡ [SAP HR - Daily work schedules](#)

‣ SAP HR - Period work schedules

‣ SAP HR - Day types

‣ SAP HR - Group PS for Absences

‣ SAP HR - Absence types

‣ SAP HR - Counting class for PWS

‣ SAP HR - Settings group for time quotas

‣ SAP HR - Absence quota types

‣ SAP HR - Attendance quota types

‣ SAP HR - Define counting rules

‣ SAP HR - Assign rules to absence types

SAP HR - Recruitment

SAP HR - Organizational Management

‣ SAP HR - What is Organizational Management

SAP HR - Payroll

SAP HR - Travel Management

SAP TCodes

‣ SAP TCodes