How to Create Material Types in SAP

In this SAP MM tutorial, you will learn how to create material types in SAP step step using transaction code OMS2.

What are Material Types in SAP MM ?

The materials having common features are grouped under one group and assigned to a material type, for example raw materials are group together under ROH group. Before creation of material master record, you need to configure material type and assign material type to a material while creating the material master record.

How to create material type in SAP

You can create material type in SAP MM by using one of the following navigation method.

- *Transaction code : – OMS2*

  IMG Path : – SPRO > IMG > Logistics – General > Material Master > Basic Settings > Material Type > Define attributes of material types.

Step 1 : – Enter SAP t-code "OMS2" in the SAP commend field and enter.

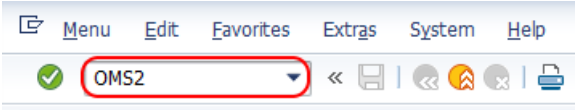

Step 2 : – On change view material types overview screen, list defined materials types displays on the screen. Choose the existing material type and click on copy as button for maintaining new material types in SAP.

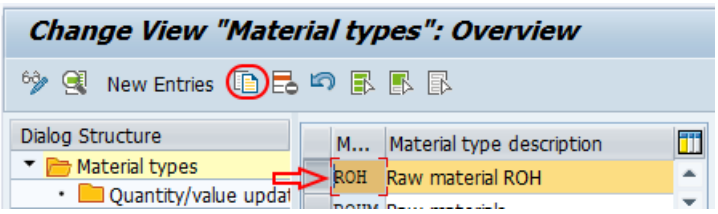

Step 3 : – On change view "Material Types" details of selected set screen, update the following details.

Material Type : – Enter the new key that you like to create new material type in SAP.

Description : – Update the description text of material type.

General data : – Under this field update the required details for Field reference, SRef material type, Item category group and check the option for external no assignment w/o check, with Qty structure.

Special material types : – Choose the options as per requirements.

User departments : – Choose the required departments for material types like work scheduling, accounting, classification, MRP, purchasing, basic data, storage, etc.

Internal/external purchase order : – update the values for internal purchase order and external purchase orders.

Valuation : – Under this field update the price control (moving average price or standard price) and account category reference.

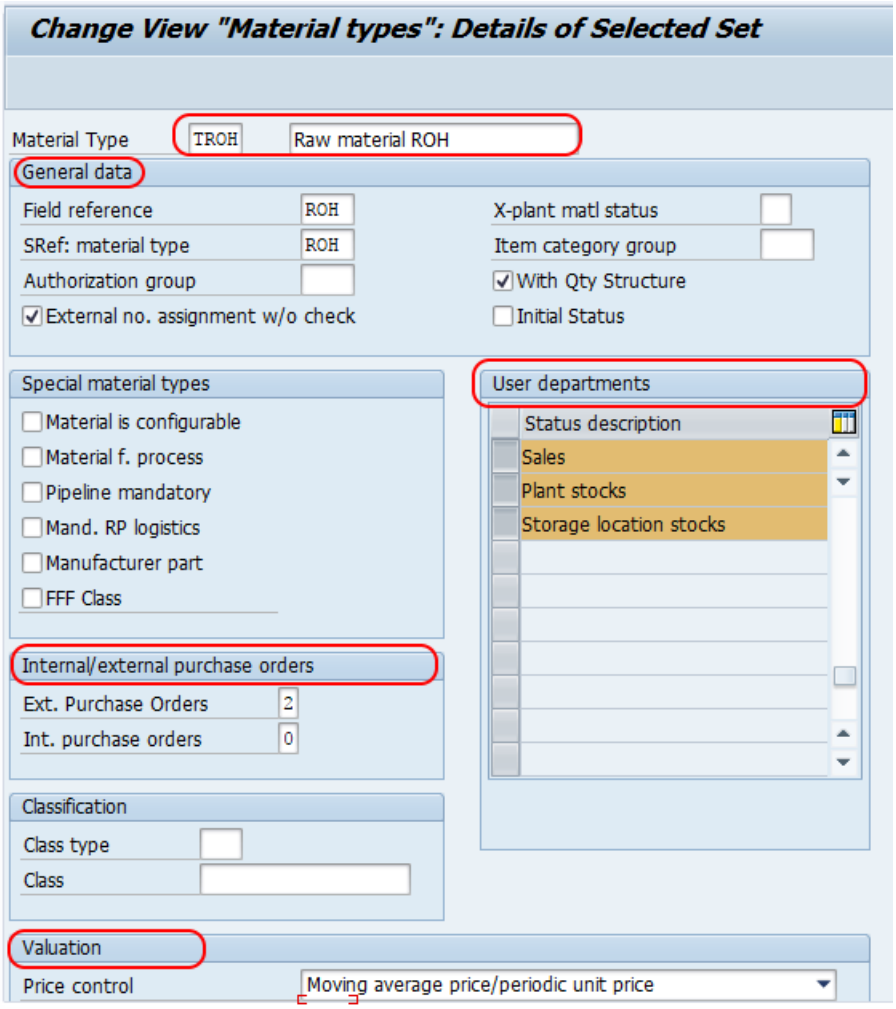

Press enter and click on save button and save the configured details.

Step 4 : – Now choose the created material type TROH and click on quantity /value updating option.

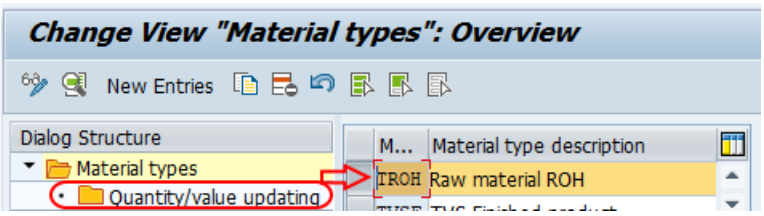

On change view quantity/value updating overview screen, check the options of quantity updating and value updating for valuation area.

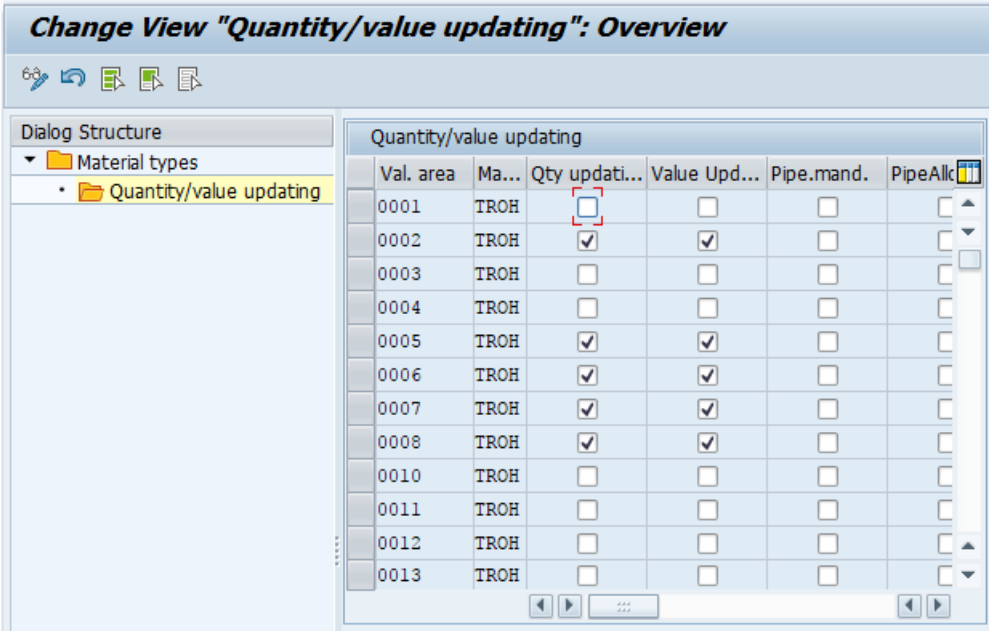

Click on save button and save the configured material types in SAP.

SAP MM - Home

- SAP MM Tutorial

SAP MM Enterprise Structure

- Define Plant in SAP
- Define Company Code
- Assign Plant to Company Code
- Define Purchasing Organization in SAP
- Maintain Storage Location in SAP
- Define Purchasing Group in SAP
- Assign Company code to Company
- Assign Purchasing Organization to Company code
- Assing Purchasing Organization to Plant
- Assing Standard Purchasing Organization to Plant

SAP MM - Material Master Data

- What is material master
- Attributes for material type
- Create material types
- Number range interval for material type
- Define material groups
- Company code for material management
- Create material master record

- Create material master record
- Purchase Info record
- Maintain Plant parameters

SAP MM - Vendor Material Master Data

- SAP MM - Vendor account groups
- SAP MM - Number ranges for Vendor accounts
- SAP MM - Assign number ranges to vendor accounts
- SAP MM - Sundry Creditors Account
- SAP MM - Vendor master record

SAP MM - Quotation

- SAP MM - Number ranges for RFQ
- SAP MM - Document types for RFQ
- SAP MM - Screen Layout at Document Level
- SAP MM - Maintain Quotation Components
- SAP MM - Text types for RFQ/ Quotations

SAP MM - Purchase Requistion (PR)

- SAP MM - Number ranges for PR
- SAP MM - Document types for PR
- SAP MM - Define Processing time for PR
- SAP MM - Screen Layout at Document Level
- SAP MM - Setup authorization check for G/L account

SAP TCodes

- SAP TCodes
- SAP MM TCodes

SAP MM - Purchase Order (PO)

SAP MM - Contracts

SAP MM - Pricing Procedure

SAP MM - Material Requirement Planning (MRP)

SAP MM - Inventory Management

SAP MM - Invoice Verificationt Process

SAP MM - Invoice Valuation Process

SAP MM - Procurement Process